

EC axial fans

S-Range, Ø 560



- **Material:** stator and electronics housing made of die-cast aluminium, rotor with injection-blow moulded blades made of PA 6 plastic (fibre-glass reinforced)
- **Technical features:** control input 0-10 VDC / PWM, RS485 eBUS, alarm relay, integrated PID control, voltage supply for sensor, input for sensor 0-10 V respectively 4-20 mA, 0-10 V output for slave, PFC (passive), soft start, line undervoltage detection, phase failure detection, motor current limitation, over-temperature protected electronics and motor, locked-rotor protection
- **Direction of rotation:** counter-clockwise
- **Type of protection:** IP 44
- **Insulation class:** "F"
- **Approvals:** UL, CSA, VDE, CE, CCC and GOST are applied for

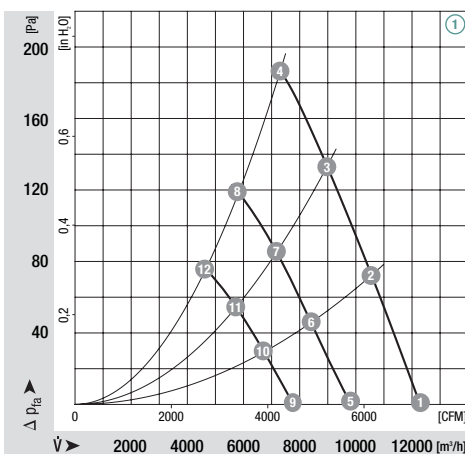
ebm-papst • Muldingen

Nominal data ⁽¹⁾		Characteristic	Nominal voltage range	Frequency	Speed/rpm	Max. power input ⁽²⁾	Max. current draw ⁽²⁾	Max. back pressure	Perm. amb. temp.	Mass A3G...	Mass S3G...	Mass W3G...
Type	Motor	VAC	Hz	min ⁻¹	kW	A	Pa	°C	kg	kg	kg	
*3G 560	M3G112-GA	① 380-480	50/60	1250	1,00	2,0	190	-25...+60	8,9	11,9	18,0	




subject to alterations ⁽¹⁾ at 400 VAC ⁽²⁾ in operating point with maximum load

	n	P ₁	I	Lp _A	η _{HL}		n	P ₁	I	Lp _A	η _{HL}
	[min ⁻¹]	[kW]	[A]	[dBA]	[%]		[min ⁻¹]	[kW]	[A]	[dBA]	[%]
① ①	1250	0,85	---	72	---	① ⑨	800	0,23	---	63	---
① ②	1250	0,95	---	76	70	① ⑩	800	0,25	---	65	70
① ③	1250	0,97	---	76	66	① ⑪	800	0,26	---	64	66
① ④	1250	1,00	---	75	57	① ⑫	800	0,27	---	63	57
① ⑤	1000	0,44	---	76	---						
① ⑥	1000	0,49	---	70	70						
① ⑦	1000	0,50	---	70	66						
① ⑧	1000	0,52	---	69	57						

Characteristics



- **Mounting position / condensate discharges:** shaft horizontal or rotor at the bottom with condensate discharge(s) in the rotor, mounting position rotor on top on request

Selection	Cable exit	Direction of air flow			
Type	S/A/B				
*3G 560	S	"V"	A3G560-AE32 -01	S3G560-BE32 -01	W3G560-CE32 -01

