

EC axial fans

S-Range, Ø 650



- **Material:** stator and electronics housing made of die-cast aluminium, rotor with injection-blow moulded blades made of PA 6 plastic (fibre-glass reinforced)
- **Technical features:** control input 0-10 VDC / PWM, RS485 eBUS, alarm relay, integrated PID control, voltage supply for sensor, input for sensor 0-10 V respectively 4-20 mA, 0-10 V output for slave, PFC (passive), soft start, line undervoltage detection, phase failure detection, motor current limitation, over-temperature protected electronics and motor, locked-rotor protection
- **Direction of rotation:** counter-clockwise
- **Type of protection:** IP 44
- **Insulation class:** "F"
- **Approvals:** UL, CSA, VDE, CE, CCC and GOST are applied for

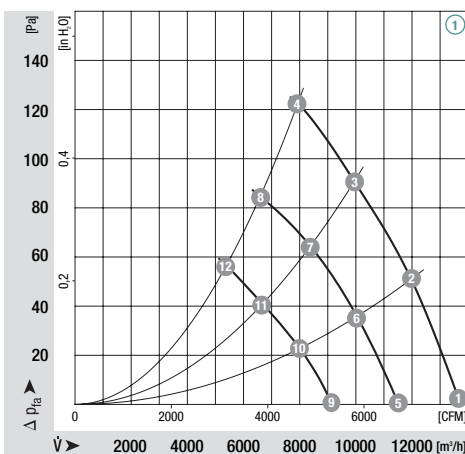
ebm-papst • Muldingen

Nominal data ⁽¹⁾		Characteristic	Nominal voltage range	Frequency	Speed/rpm	Max. power input ⁽²⁾	Max. current draw ⁽²⁾	Max. back pressure	Perm. amb. temp.	Mass A3G...	Mass S3G...	Mass W3G...
Type	Motor	VAC	Hz	min ⁻¹	kW	A	Pa	°C	kg	kg	kg	
*3G 650	M3G112-GA	① 380-480	50/60	900	0,74	1,6	125	-25...+60	9,2	13,1	21,5	




subject to alterations ① at 400 VAC ② in operating point with maximum load

	n	P ₁	I	Lp _A	η _{HL}		n	P ₁	I	Lp _A	η _{HL}
	[min ⁻¹]	[kW]	[A]	[dBA]	[%]		[min ⁻¹]	[kW]	[A]	[dBA]	[%]
① ①	900	0,55	---	69	---	① ⑨	600	0,17	---	59	---
① ②	900	0,64	---	72	78	① ⑩	600	0,19	---	60	78
① ③	900	0,68	---	72	70	① ⑪	600	0,20	---	60	70
① ④	900	0,74	---	72	56	① ⑫	600	0,22	---	60	56
① ⑤	750	0,32	---	65	---						
① ⑥	750	0,37	---	66	78						
① ⑦	750	0,39	---	67	70						
① ⑧	750	0,43	---	66	56						

Characteristics



- **Mounting position / condensate discharges:** shaft horizontal or rotor at the bottom with condensate discharge(s) in the rotor, mounting position rotor on top on request

Selection	Cable exit	Direction of air flow			
Type	S/A/B				
*3G 650	S	"V"	A3G650-AE35 -01	S3G650-BE35 -01	W3G650-CE35 -01

